

図1:ヘンハウス産卵率の推移

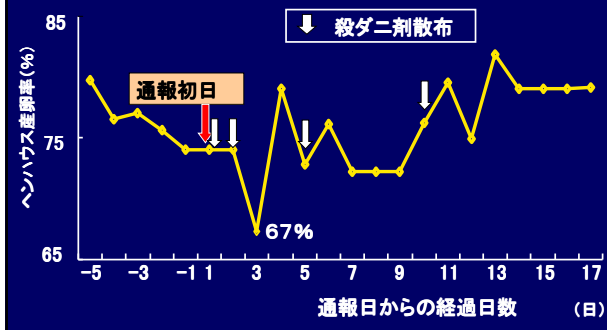


図2:へい死数の推移

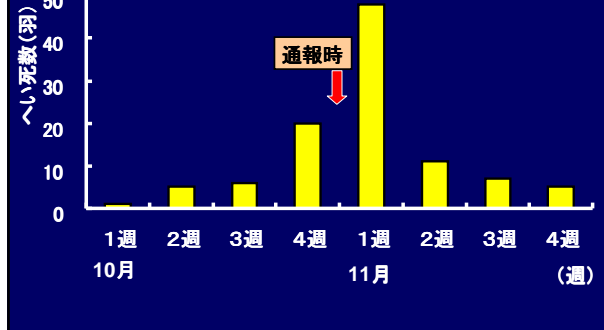


図3:通報時のダニ繁殖状況




図4:薬剤感受性試験

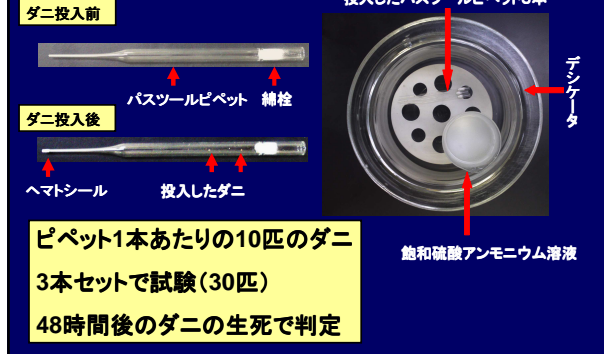


図5:ヘマトクリット値(Ht)

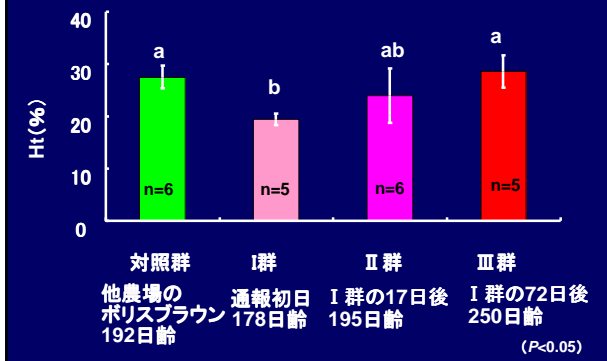


図6:血清中総蛋白質濃度(TP)

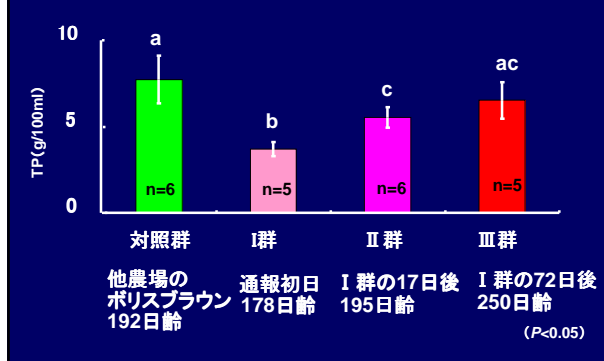


図7:各薬剤単独での結果

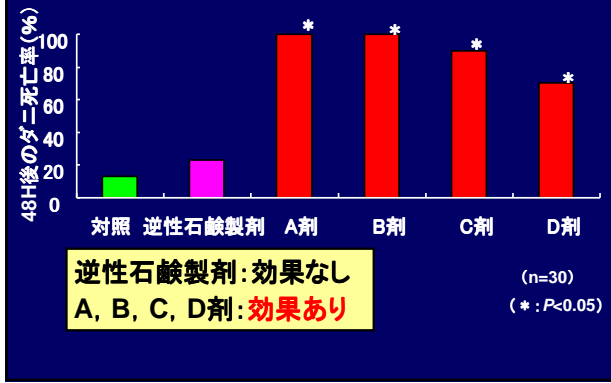


図8:逆性石鹼製剤と混合した結果

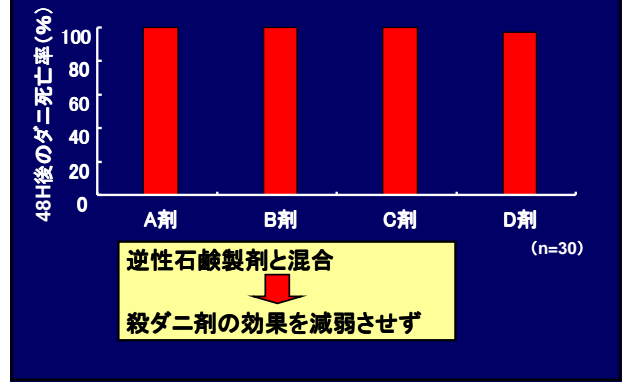


図9:48時間後のダニの死亡率(%)

濃度 (mg/ml)	A剤				B剤			
	10	5	1	0	10	5	1	0
100	100	100	87	23	100	100	100	23
5	100	100	93	13	100	100	100	13
1	100	100	100	30	100	100	100	30
0	100	100	97	13	100	100	100	13

濃度 (mg/ml)	C剤				D剤			
	10	5	1	0	10	5	1	0
100	100	100	57	23	97	83	80	23
5	97	93	60	13	83	93	83	13
1	93	100	37	30	80	70	70	30
0	90	97	73	13	70	67	93	13

図10:卵質検査結果

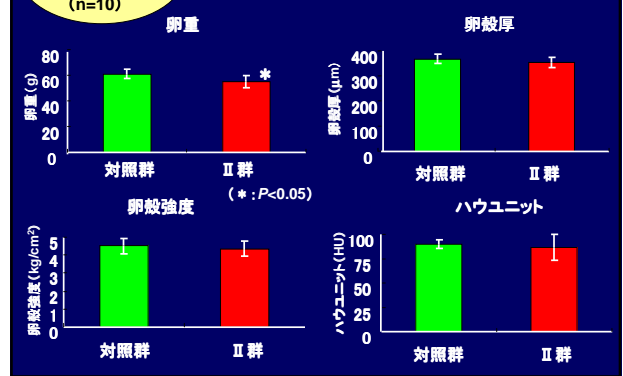


図11:散布方法を変更すると

